

OTHERS



OTHERS

UNIVERSAL CUPBOARDS



FEATURES

- Durable Welded Metal Construction
- Electrostatic Powder Coating
- Wall Mounting Holes on Rear Top
- 1 Full Size Upper Shelf
- Adjustable Small Shelves on Right or Left
- Coat Rail with Hook on Right or Left
- Reinforced Doors with Concealed Hinges and Anti-Noise Plastic Buffers
- 2.000 Differs 2 Point Flush Handle Lock with 2 Keys
- Masterkey Support
- Packaging: Nylon Bag + Corrugated Carton
- Effective Transport for Sets with Two Cupboards in One Package

OPTIONAL

- 1.000 Differs 3 Point Flush Handle Lock with 2 Keys
- Flatpack Model



view						
code	UNC.18	UNC.19	UNC/FP.19	UNC/4S.1959242	UNC/4S.1959250	UNC/4S.1959260
construction	welded	welded	flatpack	welded	welded	welded
no of doors	2 swing	2 swing	2 swing	2 swing	2 swing	2 swing
no of shelves	1 full + 3 half	1 full + 3 half	1 full + 3 half	1 full + 4 half	1 full + 4 half	1 full + 4 half
height (cm)	180	195	195	195	195	195
width (cm)	80	92	92	92	92	92
depth (cm)	38	42	42	42	50	60

dimensions in cm (approximate)

Standard Colors For This Range



FEATURES

- Durable Metal Construction
- Electrostatic Powder Coating
- Reinforced Doors with Semi-Concealed Hinges and Anti-Noise Plastic Buffers
- Stamped Label Holder on Doors
- Round Perforated Doors for Air Circulation
- Fixed Hooks on Doors
- Saddle Storage up to 3 Pcs in Big Model
- Adjustable Shelves & Side Hooks
- 2.000 Differs Round Head Camlock with 2 Keys
- Masterkey Support
- Packaging: Nylon Bag + Corrugated Carton



view		
code	SSC.13	SSC.19
no of holder	1	1
no of shelf	1	1
no of side hook	1	2
height (cm)	103	195
width (cm)	60	60
depth (cm)	60	60

view			
code	SHD/SSC	SHF/SSC	ASH/SSC
item	saddle holder	shelf	side hooks

dimensions in cm (approximate)

Standard Color For This Range





7035
Grey

FEATURES

- Durable Metal Construction
- Electrostatic Powder Coating
- Ladder
- Wooden Head Rest
- Easy Assembly
- Packaging: Flatpack in Corrugated Carton



view		
code	MBB.1	MBB.2
item	single	double
height (cm)	86	180
mattress size (cm)	190*90	190*90

dimensions in cm (approximate)

Standard Metal Colors For This Range

7016
Anthracite



9005
Black



Standard Melamine Colors For This Range

Beech



Cherry



Wenge





FEATURES

- Durable Tube Construction
- Electrostatic Powder Coating
- Easy Assembly
- Packaging: Flatpack in Corrugated Carton

OPTIONAL

- Chrome Plated



view	
code	CST.175
height (cm)	175
leg ø (cm)	67

dimensions in cm (approximate)

Standard Colors For This Range

7016
Anthracite



7035
Grey



9005
Black



9006
Silver



OTHERS

SHOE CABINETS

FEATURES

- Durable Welded Metal Construction
- Electrostatic Powder Coating
- Wall Mounting Hole on Rear Top
- Folding Drawers with Magnetic Catch
- Each Drawer Store 2 Pairs of Shoe in Single Models
- Packaging: Nylon Bag + Corrugated Carton



SINGLE					
view					
code	MSB.2	MSB.3	MSB.4	MSB.4(2.2)	MSB.5
drawers	1x2	1x3	1x4	2x2	1x5
height (cm)	70	103	136	70	169
width (cm)	50	50	50	98	50
depth (cm)	15	15	15	15	15

DOUBLE					
view					
code	MSB/D.2	MSB/D.3	MSB/D.4	MSB/D.4(2.2)	MSB/D.5
drawers	1x2	1x3	1x4	2x2	1x5
height (cm)	70	103	136	70	169
width (cm)	50	50	50	98	50
depth (cm)	25	25	25	25	25

view	
code	MSB.4C1K
drawers	4
door	1
height (cm)	150
width (cm)	110
depth (cm)	15

dimensions in cm (approximate)

Standard Colors For This Range

